



NATIONAL POETRY DAY TOOLKIT

FREEDOM

6. ONE WORD POEM BY KATE FOX



1 HOUR, KS1 & KS2

ONE WORD POEM

This resource takes the whole class through the processes of writing a poem without anyone actually writing a word.



ACTIVITY

- 1** Divide the class into groups of four or five and ask them to vote on one thing they'd like to create a poem about. Nouns work best, things everyone knows and can picture e.g. a volcano, a unicorn, a potato, the sea.



- 2** Ask each student to think of one or two words that evoke this thing.

- 3** In groups decide on an order and add actions to the words.



- 4** Get into a circle and hear all the words.

- 5** Take suggestions about whether there are too many of a particular word or type of word.




6 Can you picture what this thing looks like, sounds like, smells like, without an audience knowing what it is? Would they be able to guess?




7 Take suggestions for which group's lines sounds like the start of the poem, or the end of the poem.

8 Swap the order about.



9 Take two minutes to think of new words if necessary.

10 Record the short poem on a phone and play it back to the class.



You've been through the processes of writing a poem - generating ideas, evoking something through the senses, choosing words, editing, redrafting - without anyone having written a word.

Here's an example from Ings Primary School in Hull.
They're describing a fidget spinner:



THANKS

This resource was developed by poet Kate Fox for National Poetry Day with children at Ings Primary School, Hull.

Discover more:

nationalpoetryday.co.uk